


Automatic chain
barriers for
passage widths
up to 16 m



CAT

**The chain barrier that
complies with the strictest
architectural requirements**

A high-technology product with perfectly harmonious design features.

CAT is highly useful in delimiting single and even double private and public parking spaces.



CAME
AUTOMATIC GATES

CAT

230V 24V

Automatic chain barriers

A unique, PATENTED CAME project, which is widely used in delimiting single and even double private and public parking spaces.

A high-technology product designed to comply with the strictest architectural requirements. It is available in the 230V and 24V versions.



Perfect integration. Thanks to its design, CAT is the ideal solution for selecting passages in historical centres and exclusive residential areas.



An additional service as well. The chain barrier is the ideal solution to delimit parking areas in order to restrict their use to unauthorised personnel or outside of regular hours.



Looks and performance. The CAME chain barrier, is widely used in delimiting private areas.

Extremely versatile



Easy release. During a black-out and in any emergency situation, the customised, key-operated safety padlock serves to immediately release the chain.

Complete automation. The motor, control panel, radio receiver and all the features that guarantee functioning even during a power outage, are contained within the bollard.

A totally safe system. The built-in control panel, provides low 24V voltage for the motor and all the accessories connected to the unit.

Have global control of all access points. Each CAT series automatic barrier, may be connected to the various CAME access control systems that make it possible to identify, memorise and clear the entrance or exit of authorised personnel only. The system can therefore be integrated with a global access control system, such as, for example, different departments within a company, or different services offered at collective venues, condominiums or commercial structures.



The 230V electronics

The CAT series is equipped with new generation command electronics that ensure total control of the automatic system, thus improving and augmenting the normal command and safety functions, such as:

- > **Mechanical end-stops in the closing and opening phase.**
- > **Automatic closing beyond the set time** (adjustable with the trimmer).
- > **Maintained action command, by applying continual pressure of the command button for the entire duration of the opening/closing phase.**

The advantages of the 24V CAT

Whether it be streets, parking lots, collective venues or simply specific safety and functionality requirements of the system, CAT, with its 24V technology, can rise to meet the challenge. Here are the advantages

> **Frequent black-outs**

The electronics of the 24V CAT immediately detects any interruption in the electric energy supply and activates the emergency functioning using the back-up batteries.

> **Keep the speed under control**

Depending on your specific needs, the 24V electronics allow you to adjust the gate speed, according to your needs.

> **Total safety**

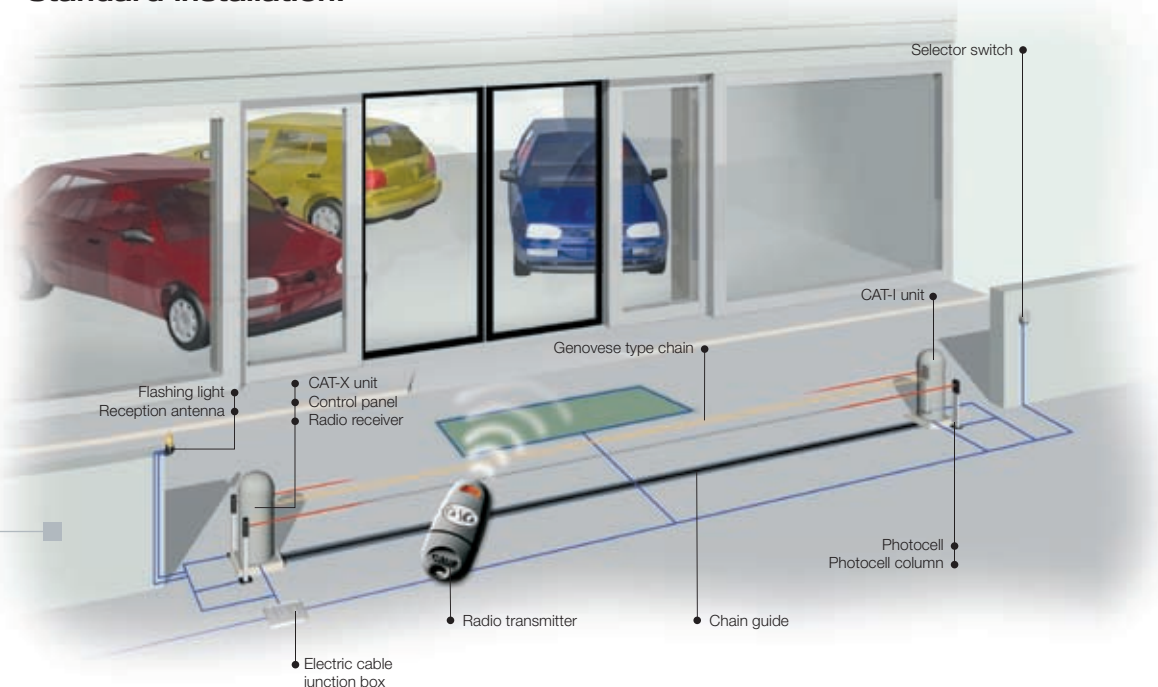
For total safety, all of the devices connected to the system are powered by low voltage.

> **Obstacle detection**

A special amperometric device regulated by the control panel, electronically detects any obstructions, and interrupts the motion of the chain.



Standard installation:



The models

230V/24V Chain barriers

CAT-X Bollard with 230V A.C. gearmotor and built-in control panel

CAT-X24 Bollard with 24V D.C. gearmotor and built-in control panel

CAT-I Bollard with counterweight and chain coupling

Accessories for 24V chain barriers

LB38 Card for connecting 3 (12V-7Ah) emergency batteries (CAT-X24)

Accessories

CAT 5 Genovese type 9mm chain for passage widths up to 8m

CAT 15 Genovese type 5mm chain for passage widths up to 16m

CAR 2 Floor-level chain-protection guide (2m lengths)

CAR 4 Underground chain-protection guide (2m lengths)

PRODUCTS



Made in Italy



For its quality processes management Came Cancelli Automatici is ISO 9001:2000 certified, and for its environmental management it is ISO 14001 certified. Came designs and manufactures entirely in Italy.

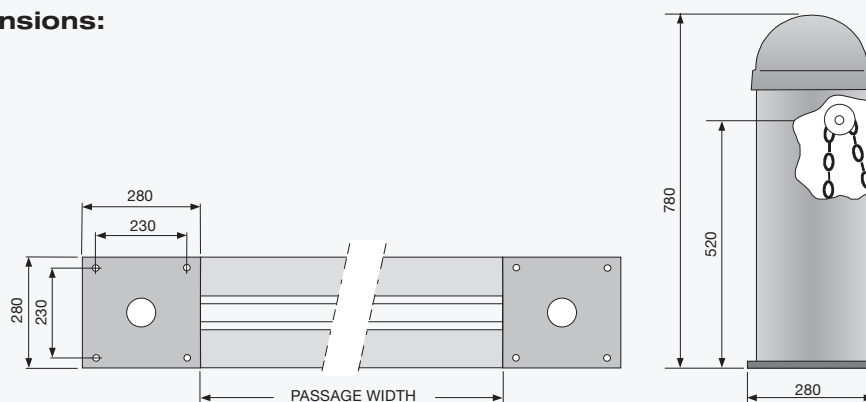
Technical features:

Types	230V	24V
	CAT-X	CAT-X24
Degree of protection	IP54	
Power supply	230V A.C. (50/60Hz)	
Motor power supply	230V A.C. (50/60Hz)	24 D.C.
Absorbed input	2,7A	20A max
Max power	300W	240W
Manoeuvre speed	11s	9 ÷ 14s
Operation intermittence	30%	Intensive use
Traction force	50 Kg	
Operating temperature	-20°C ÷ +55°C	

Limits to use:

CAT5	passage width of 8m max, with genovese type 9 mm chain
CAT15	passage width of 16m max with genovese type 5 mm chain

Dimensions:



Came
cancelli automatici
s.p.a.

via Martiri della Libertà, 15
31030 Dosson di Casier
Treviso - Italy

www.came.it - info@came.it

The data and information provided in this catalogue are subject to change at any time and without prior notice from CAME cancelli automatici s.p.a.